


Graduate Housing Self-Selection

11 Steps [View most recent version on Tango.us](#) 

Created by
Lusi Wang

Creation Date
April 26, 2022

Last Updated
November 28, 2023

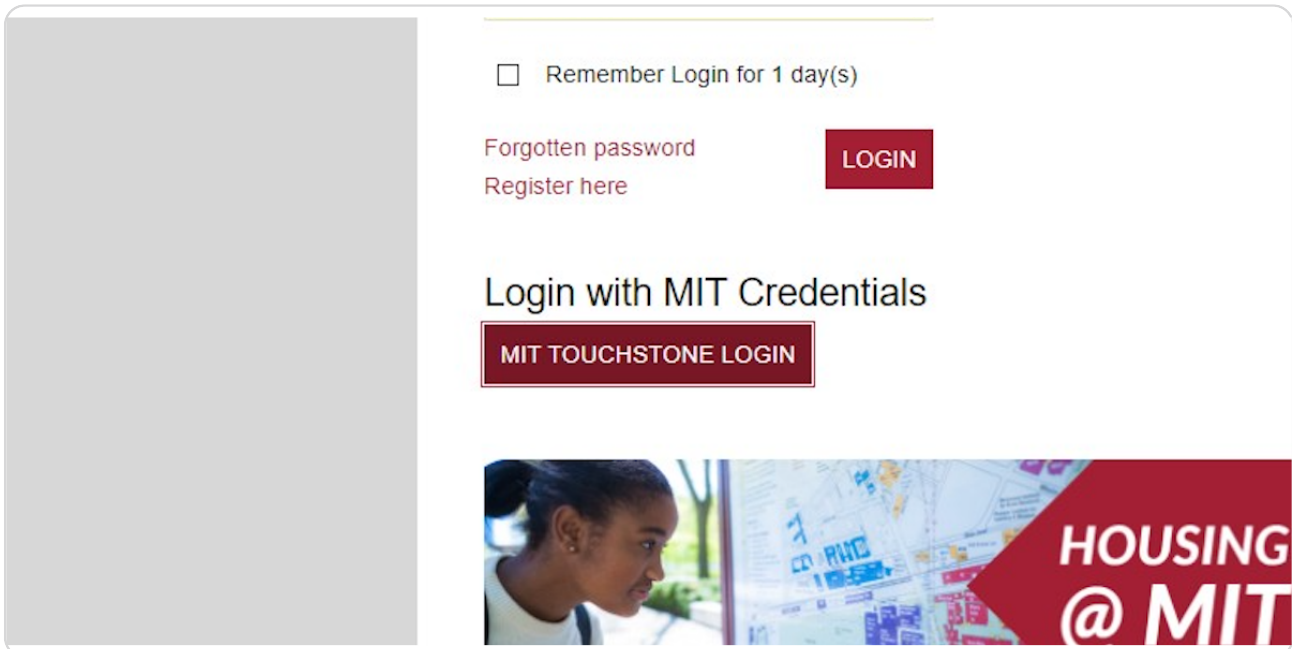
STEP 1

Access your Housing Portal

STEP 2

Login by clicking MIT TOUCHSTONE LOGIN


This will prompt you to enter your MIT credentials on a separate webpage, and will then redirect you back to your housing portal



The screenshot shows the MIT Housing Portal login interface. On the left is a large grey rectangular placeholder. To its right, the login form includes a checkbox labeled "Remember Login for 1 day(s)", links for "Forgotten password" and "Register here", and a red "LOGIN" button. Below these is the heading "Login with MIT Credentials" and a red button labeled "MIT TOUCHSTONE LOGIN". At the bottom, there is a banner image featuring a woman looking at a map, with the text "HOUSING @ MIT" overlaid in white on a red background.

STEP 3

From your housing portal, click 'Forms'



S Starrezhousing

5 Steps [↗](#)

STEP 4

Click on Graduate Self-Selection Application

- [Graduate Self-Selection Application](#)
(Self-Selection process begins May 2, 2022, see times below)

Graduate housing Self-Selection is available to members of MIT's graduate student community, as well visitors, postdocs, affiliates and cross-registered students who are seeking to live in on-campus graduate housing. As a reminder, on-campus housing is prioritized for members of the MIT graduate student community, who will have exclusive access to the Self-Selection process for a period specified on our [Dates & Deadlines webpage](#).

Self-Selection Availability:

- **Monday, May 2, 2022 through Thursday, May 5, 2022:**
 - 10:00 am to 2:00 pm ET
 - 7:00 pm to 9:00 pm ET
- **Friday, May 6, 2022**
 - 10:00 am to 2:00 pm ET
- **All Following Weeks:**
 - 10:00 am to 4:00 pm ET, Monday through Friday

- [UG Waitlist](#)
(Available June 6, 2022)

STEP 5

Click APPLY

Review the instructions on this page and select the period that best matches your move-in date. For example, if you are hoping to move in on June 15, please choose "June Early Arrival." If you are moving in August 1 or later, choose the "Academic Year" term.

All of our housing contracts expire annually on July 31. If you would like to terminate your contract early, please visit our website for additional information.

Special Note: Current Warehouse Residents

Current residents of The Warehouse who are interested in selecting alternative housing for the 2022-2023 academic year must select the "2022-2023 Graduate - Academic Year" option below.

2022-2023 Graduate - Academic Year
(8/1/2022 - 7/31/2023)


APPLY

2022-2023 Graduate - June Early Arrival
(6/1/2022 - 7/31/2023)

APPLY

2022-2023 Graduate - July Early Arrival
(7/1/2022 - 7/31/2023)

APPLY

**Massachusetts
Institute of
Technology**

Housing & Residential Services
Division of Student Life
201 Vassar Street | W59-200 | Cambridge | MA 02139

STEP 6

Review the information on this page and click CONTINUE

A Few Reminders

If you haven't already, please familiarize yourself with the different graduate residence halls, unit types, and housing rates on our [website](#).

Please consult the grid below for details regarding residence hall accommodations by family size. Additional information about family housing, including acceptable "proof of family" documentation is available on our [website](#). As a reminder, only incoming first-year graduate students are eligible to live in The Warehouse.

Please keep these building options and your family size in mind when selecting your desired housing unit. If you are ineligible for a housing unit based upon family size (i.e. you are seeking family housing but select a single occupancy unit), your booking will be canceled and you will then need to re-select from the available housing options.

Residences	Singles	Couples	Students with Children
70 Amherst	<input checked="" type="checkbox"/>	<input checked="" type="checkbox"/>	
Ashdown House	<input checked="" type="checkbox"/>	<input checked="" type="checkbox"/>	
Edgerton House	<input checked="" type="checkbox"/>	<input checked="" type="checkbox"/>	
Graduate Tower at Site 4	<input checked="" type="checkbox"/>	<input checked="" type="checkbox"/>	<input checked="" type="checkbox"/>
Sidney-Pacific	<input checked="" type="checkbox"/>	<input checked="" type="checkbox"/>	
Tang Hall	<input checked="" type="checkbox"/>	<input checked="" type="checkbox"/>	
The Warehouse*	<input checked="" type="checkbox"/>		
Westgate Apartments		<input checked="" type="checkbox"/>	<input checked="" type="checkbox"/>

*First-year graduate students only.

CONTINUE

STEP 7

Choose your family size from the drop-down menu and click **SAVE AND CONTINUE**

Options:

- Individual
- Couple with no children
- Couple with one child
- Couple with 2-3 children
- Single parent with one child under 9 years old or with a parent who is a legal dependent
- Single parent with one child at least 9 years old
- Single parent with 2 children
- Single parent with 3-4 children

Family Size

Alright, let's get started! We first want to confirm that your family size (individual / couple / student with children) has remained the same for on-campus housing purposes. Please select from the available options below.

If you require an alternate on-campus housing assignment for the next academic year to accomodate a change to your family size, please do not continue with this renewal form. Instead, we as ask that you please complete the [Termination Request Form](#) by the renewal period deadline.

You will then be asked to re-apply for on-campus housing during the [application period](#) for the Self-Selection process, which is subject to housing availability.

Your Family Size:

[+ Add a new Field](#)

SAVE & CONTINUE

STEP 8

Review the instructions on the page and fill out some information to help you find a roommate!

This page is optional and only if you want to match up with a roommate prior to selecting your housing

Please know that you may edit your lifestyle preference information at any time prior to selecting your desired housing unit.

Create Your Screenname

Create a unique searchable screenname within the box below:

ⓘ ⚙️ 🗑️

[+ Add a new Field](#)

Lifestyle Questions

Dietary Restrictions:

I prefer to be matched with somebody who has this dietary restriction

Vegetarian or Vegan

▼

Smoking:

Are you a smoker?

No

▼

Living with Smoker:

Would you be comfortable living with a smoker?

No Preference

▼

Room Cleanliness:

How clean and tidy do you like to keep your room?

I prefer my room to be neat and

▼

Room Temperature:

▼

STEP 9

Continue to fill out the required questions and click **SAVE & CONTINUE**

Living together, you're going to be around your suitemate(s) and/or roommate a lot—likely more than anyone else all year (including family and other friends). Given this reality, it's important to take the time to share information about yourself and what you're seeking in a roommate/suitemate for compatibility purposes—the ultimate goal to enhance your overall living experience.

In the box below, please include any information you'd like to share with others who are seeking a roommate/suitemate, including your preferred buildings. Examples of content include some of your favorite hobbies, television shows or movies, interests in sports, books, music, art, or even your comfort level about things such as having guests.

Enter any details you'd like to share in the text box below:

Tell Us More

+ Add a new Field

Acknowledgement

By checking the box below, I grant permission for my screenname and my lifestyle preference information (if applicable) to be searchable by others who are participating in the Self-Selection process.

Yes, I grant permission to allow others to search for my profile.

☐

+ Add a new Field

SAVE & CONTINUE


STEP 10

Search for your future roommate (or suitemate)!

Review the instructions on this page to search for your roommate/suitemate(s) by their screenname, lifestyle preferences, or profile compatibility.

To return to this page from one of these options, click **BACK TO ROOMMATE/SUITEMATE SELECTION**

Once you have matched with a roommate, or wish to skip this page, click **SAVE & CONTINUE**



Roommate + Suitemate Finder Tool (Part 2)

Please select from the available options below (links are located on the bottom right of this page). If you're selecting to live in a single occupancy unit type without a roommate or suitemate, please click "Save & Continue" below to advance to the next section of the Self-Selection Process.

- **Search by Screenname:** Select this option if you would like to search for known roommate/suitemate(s) using their screenname.
- **Search By Lifestyle Preferences:** Select this option if you would like to review profiles of other Self-Selection participants who have consented to share their details.
- **I'm Feeling Lucky:** Select this option for automatically-generated roommate/suitemate recommendations based upon submitted lifestyle preference compatibility.


[Search by Screenname](#)
[Search by Lifestyle Preferences](#)
[I'm Feeling Lucky](#)

SAVE & CONTINUE

STEP 11

That's all for now! Return to portal by clicking TAKE ME HOME

If you are not forming a roommate/suitemate group, or if you have already matched with everyone in your group, you are all set for when self-selection opens!



HOUSING SELF-SELECTION

That's all for now!

Thank you for starting the housing Self-Selection process! We've successfully captured your housing family size information and roommate/suitemate preferences (if applicable).

Please visit your Housing Portal again during the **Self-Selection period** to continue with this process and to select your desired housing assignment from the available options.

As a reminder, you are able to edit your preferences at any time prior to signing your housing license agreement (contract). If you have any questions, we're here for you! Please don't hesitate to **reach out to a member of our team**.

[TAKE ME HOME](#)

Tango

Never miss a step again. Visit [Tango.us](https://tango.us)